

# CACHFIRES

## FOCO MYST CORNER LEFT 1200

HYB-30-121

Foco Myst Corner 1200 left-facing water vapor fireplace, 150 cm, for installation in the corner of a wall.

### TECHNICAL SPECIFICATIONS

#### Features

|                  |                |
|------------------|----------------|
| Adjustable flame | Yes            |
| Control          | Remote Control |
| Remote control   | Yes (included) |
| Thermostat       | No             |

#### Key Specifications

|              |  |
|--------------|--|
| Product type | See-through Built-in Opti-myst Fireplace |
| Brand        | Foco                                     |
| Use          | Indoor                                   |
| Warranty     | 2 years                                  |

#### Size & Weight

|              |        |
|--------------|--------|
| Length/Width | 120 cm |
| Height       | 50 cm  |
| Depth        | 40 cm  |
| Weight       | 40 kg  |
| Cable length | 150 cm |

#### Technical Specifications

|                    |                                |
|--------------------|--------------------------------|
| Burner Model       | Dimplex Optimyst Cassette 1000 |
| Fuel               | Water & Electricity            |
| Burning time up to | 10 hours                       |
| Flame colours      | 1 colours                      |
| Capacity           | 4.0 Litres                     |
| Heat output (max)  | No heat kW                     |
| Consumption        | 440 L/h                        |

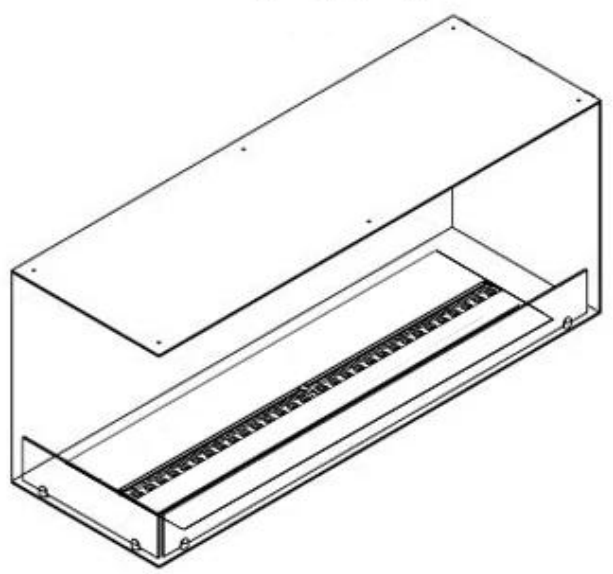
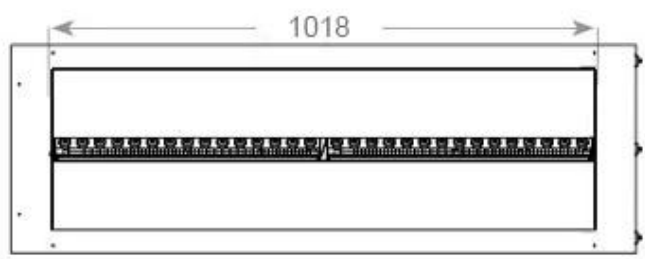
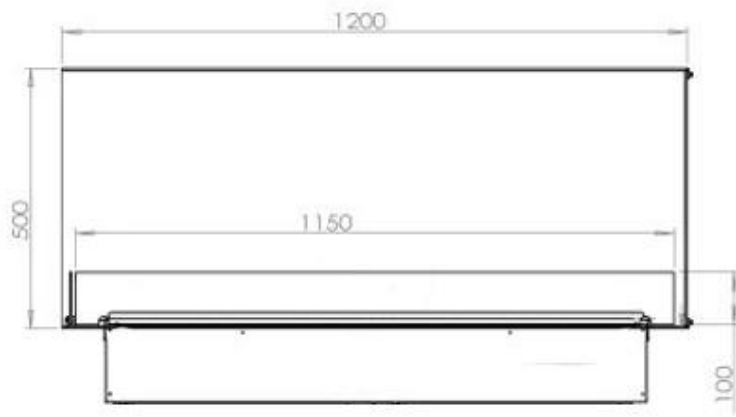
#### Material & Appearance

|                            |                   |
|----------------------------|-------------------|
| Material                   | Steel             |
| Colour                     | Black             |
| Finish                     | Matte             |
| Interior (colour/material) | Black             |
| Flame view                 | Left side         |
| Decoration                 | Wood (Additional) |
| Glas included              | Yes               |
| Glass Height               | 15 cm             |

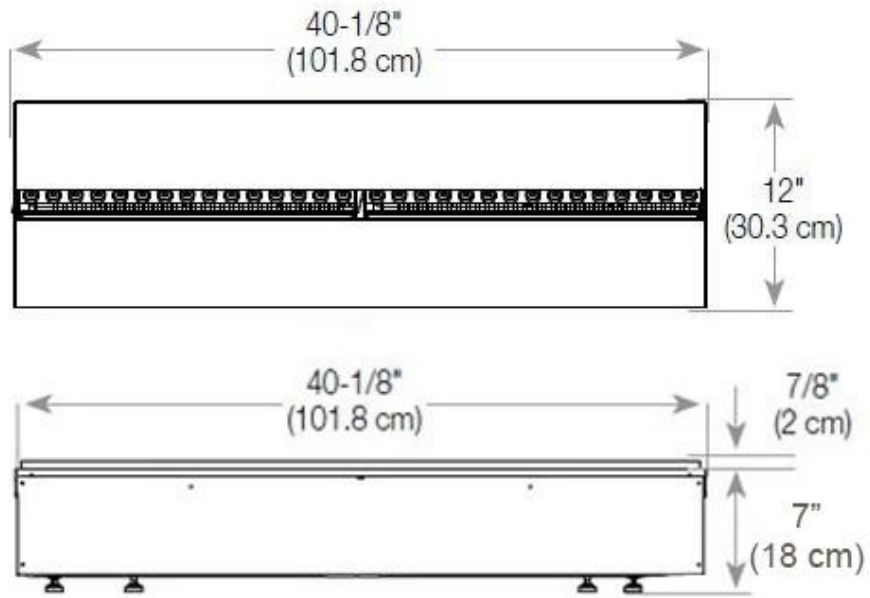
#### Installation Details



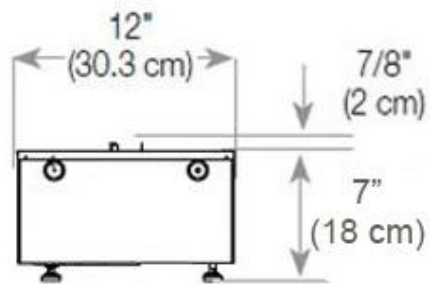
|                              |              |
|------------------------------|--------------|
| Required ventilation opening | 420          |
| Flue/Chimney                 | Not Required |
| Power requirements           | Yes          |



CASSETTE 1000 MANUAL



FRONT



SIDE

CASSETTE 100 AUTOMATIC

